

*Horizon Community College*

---

**AGM**

**2015**

---

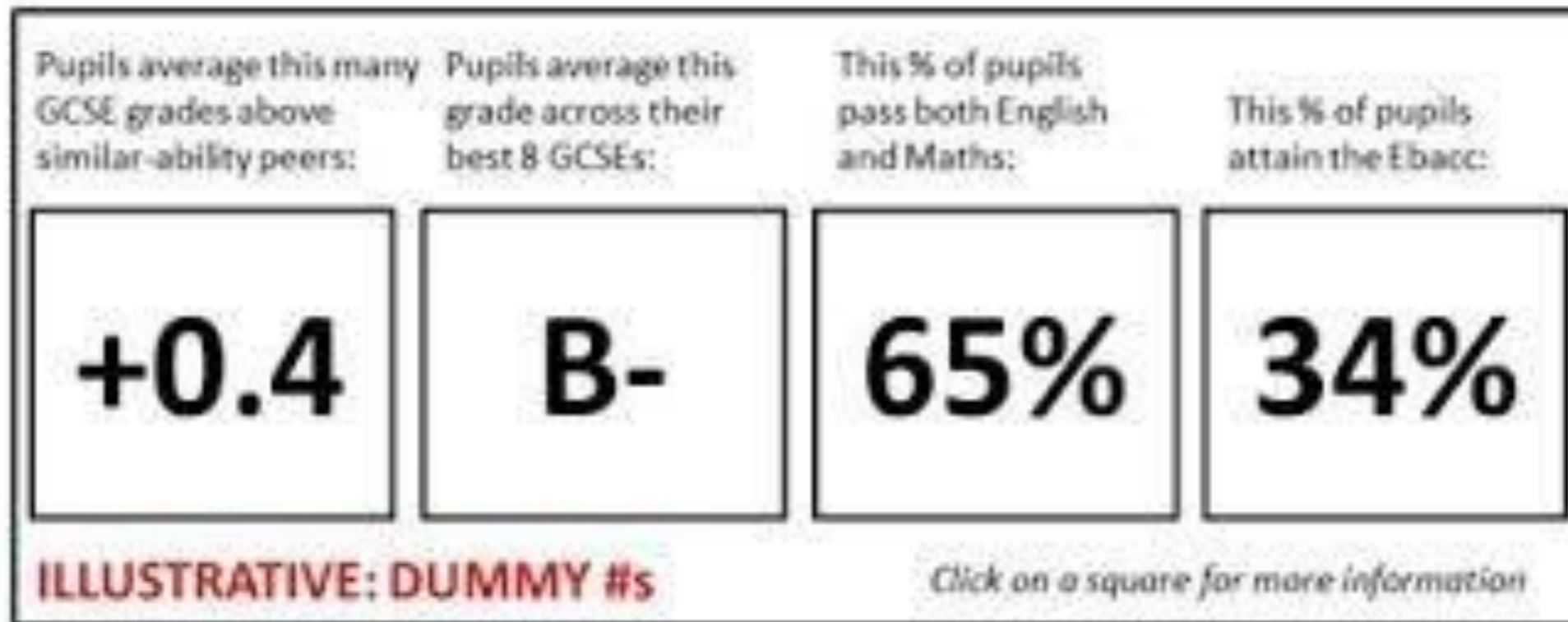
*Horizon Community College*

---

# Accountability Measures GCSE

**2016**

---



*Horizon Community College*

# The 'Snapshot'





- ❖ Displayed on school website
- ❖ Performance tables: detailed
- ❖ Data Portal: all information



---

# The Basket 8

---



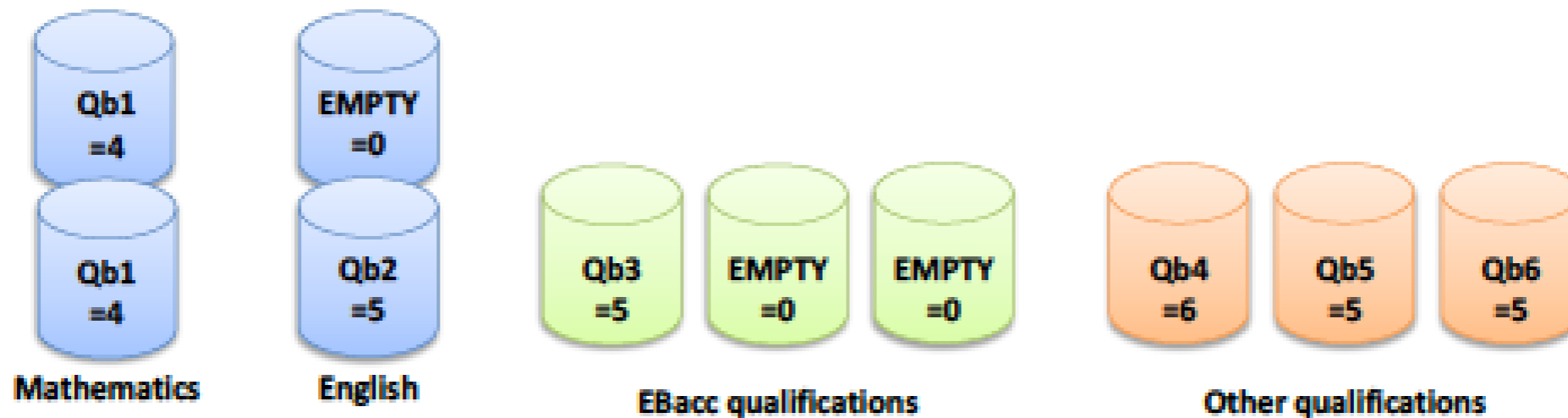
Maths

English

Ebacc Quals

Other Quals  
(Can also be  
Ebacc and  
English)

# Attainment 8

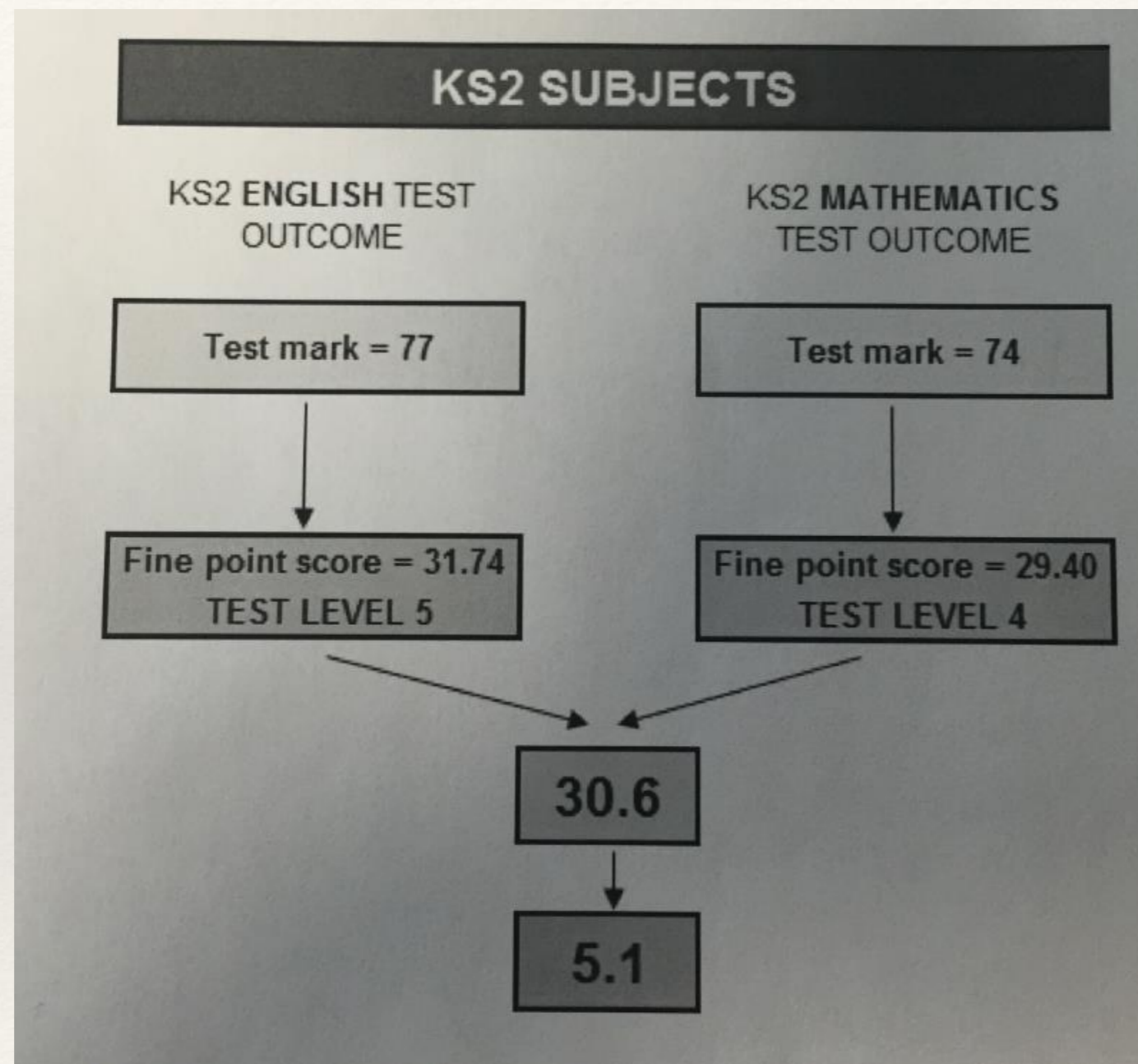


$$\begin{aligned}\text{Attainment 8 score} &= (\text{Qb1} + \text{Qb1}) + (\text{Qb2} + 0) \\ &\quad + \text{Qb3} + 0 + 0 + \text{Qb4} + \text{Qb5} + \text{Qb6} \\ &= (4 + 4) + (5 + 0) + 5 + 0 + 0 + 6 + 5 + 5 \\ &= 34\end{aligned}$$

Table A.6 New point score scales for GCSE

GCSE grade	2016 Points
G	1.00
F	2.00
E	3.00
D	4.00
C	5.00
B	6.00
A	7.00
A*	8.00

# KS2 on entry





# Progress 8

Table B.1 Provisional 2013 Attainment 8 estimates for each KS2 fine level

KS2 average fine level (English & Maths)	2013 Attainment 8 estimate	KS2 average fine level (English & Maths)	2013 Attainment 8 estimate	KS2 average fine level (English & Maths)	2013 Attainment 8 estimate
1.5 <sup>a</sup>	13	3.7	29	4.9	54
2.0 <sup>b</sup>	15	3.8	31	5.0	56
2.5 <sup>c</sup>	17	3.9	32	5.1	59
2.8 <sup>d</sup>	19	4.0	34	5.2	61
2.9	20	4.1	36	5.3	64
3.0	21	4.2	38	5.4	66
3.1	22	4.3	40	5.5	69
3.2	23	4.4	42	5.6	72
3.3	24	4.5	44	5.7	74
3.4	25	4.6	47	5.8 <sup>e</sup>	76
3.5	26	4.7	49		
3.6	28	4.8	51		

Attainment 8 estimate - Attainment 8 actual = Progress

# Attainment 8

ID	Qualification	Grade	Points	Included in the measure	Element	Doubled?	Total points
Qa1	GCSE mathematics	A	7	✓	Maths	✓	14
Qa2	GCSE English language	A*	8	✓	English	✓	16
Qa3	GCSE English literature	B	6	✓	Other	x	6
Qa4	GCSE additional science	B	6	✓	EBacc	x	6
Qa5	GCSE art	C	5	✓	Other	x	5
Qa6	GCSE core science	A	7	✓	EBacc	x	7
Qa7	GCSE French	C	5	✓	Other	x	5
Qa8	GCSE Spanish	B	6	✓	EBacc	x	6
Qa9	GCSE religious studies	D	4	x			

65

Average grade is 6.5, between GCSE grades A and B.



---

# Progress 8

---

- KS2 result of 5.5
- Attainment 8 estimate is 69

## Progress 8

Actual attainment 8 – estimated attainment 8

$$65 - 69 = -4$$

$$\text{Average progress 8} = -4/10 = -0.4$$

# Year 11 DC1

Progress/Attainment 8	Total
Average Total Attainment 8	52.99
Average Total Attainment 8 (A*=58 Points)	416.64
Average Total Progress 8	0.52
Progress 8 Upper Confidence Interval	0.64
Progress 8 Lower Confidence Interval	0.40
Pupils Included (Progress 8 Coverage)	<u>354</u>

---

# Year 11 DC 1

---

Average Total Progress 8	ALL	0.52
	Lower	1.28
	Middle	0.8
	Upper/High	0.08



*Horizon Community College*

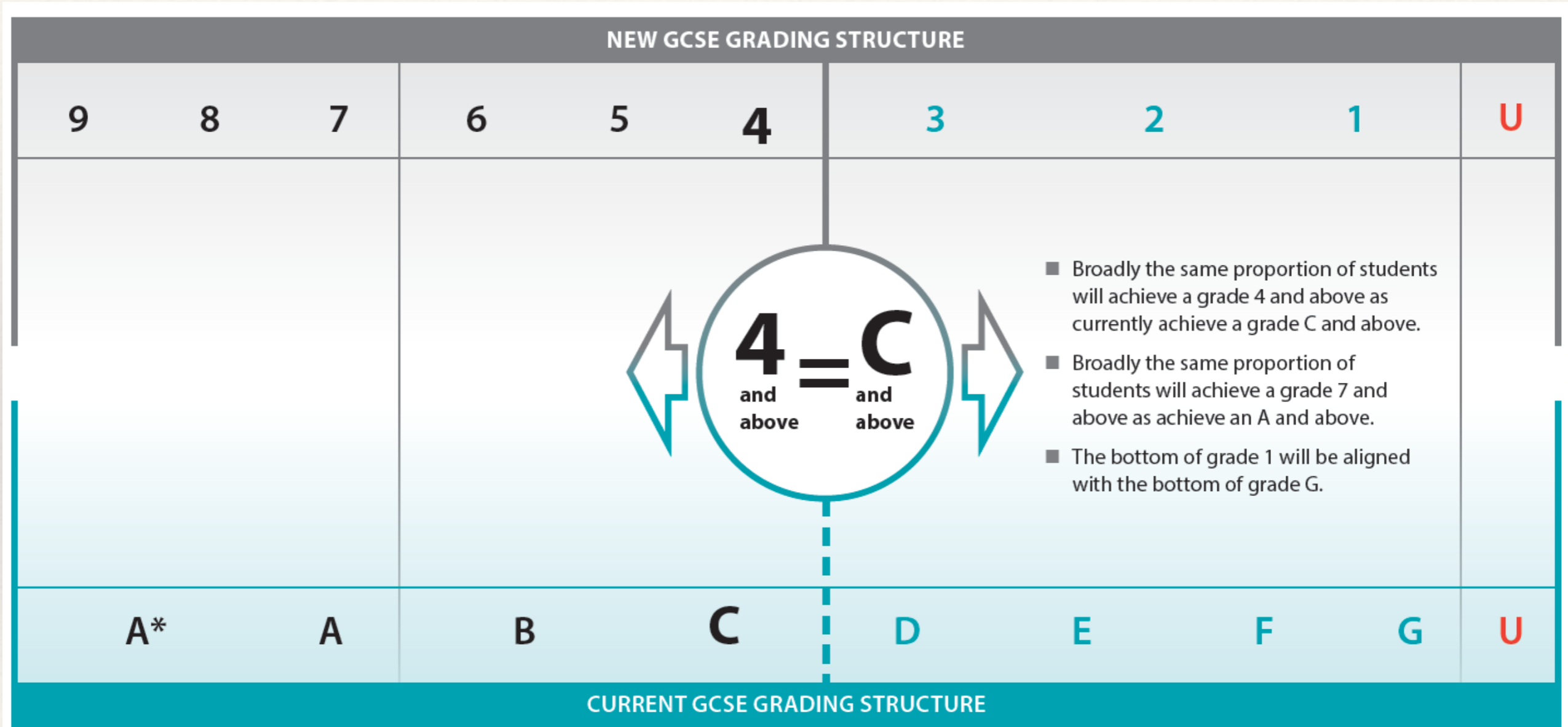
---

# Change to Grading

**2017**

---

# English and Mathematics



---

# Curriculum Changes

---

- Phase 1 – Maths and English (current Y10 - GCSE to be taken 2017)
- Phase 2 – Sciences, History, Geography, Languages, Art and Design, Music, Drama, Dance, Citizenship, Computer Science, Physical Education and Religious Studies (current Y9 - GCSE 2018).
- Phase 3 – Other subjects inc: Design & Technology, Urdu, Statistics, Business Studies, Polish, Engineering (Current Y8 – GCSE 2019)



---

# Y6

---

Writing: TA

Reading: SS + TA

Mathematics: SS + TA

SPaG: SS + TA

SS : 100 (nat .ave.)

TA

- Developing
- Secure
- Mastered